



Solutions for your Environment™



Seed Aide®
CoverGrow™
SPREAD OR SPRAY

Mulching Granules



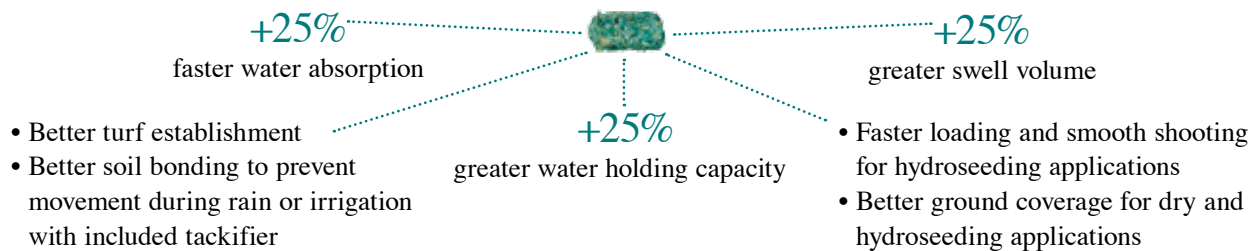
The best performing granular mulch—period!

- FASTER ACTING • BETTER GROWTH • 3 WAYS TO APPLY



Seed Aide® CoverGrow™ is an advanced technology granular mulch made from recycled wood and cellulose fibers. Once applied to a seeded area and activated by water, the granules quickly expand and disperse to provide outstanding protection and water-holding performance right where it's needed. Whether you're spot treating smaller bare spots or hydroseeding larger areas, CoverGrow is the easy and convenient way to establish vegetation.

Compared to Competitive Granular Mulches, CoverGrow provides:



Hydroseeding

- Rapid dispersion and fast mixing in jet-agitated hydroseeders
- Easy application of the smooth-shooting, high-coverage slurry
- Resists rainfall impact to stay in place longer than competition due to advanced tackifier technology

3 WAYS TO APPLY



Broadcast with Spreader or by Hand

- Increased swelling, dispersion and coverage compared to leading dry applied pellets
- Smoother flowing for easy spreader application
- Stays in place due to advanced tackifier technology

Profile® CoverGrow™ Technical Data

COMPOSITION

Wood Fiber	37%
Cellulose Fiber	58%
Tackifier	5%
(Seed not included)	

INSTALLATION

Hydroseeding:

Strictly comply with manufacturer's installation instructions and recommendations. Use approved hydro-spraying machines. Do not exceed maximum slope length of 35 feet (11 m) when slope gradients are steeper than 4H to 1V.

Add 60 pounds (27 kg) per 100 gallons (379 L) of water along with seed when hydroseeding; confirm loading rates with equipment manufacturer.

Slope Gradient/Condition	Rate
Flat to 5H:1V Slopes	1500 lb/ac (1680 kg/ha)
5H:1V to 4H:1V Slopes	2500 lb/ac (2800 kg/ha)
3H:1V Slopes	3000 lb/ac (3360 kg/ha)

Broadcast Spreading:


Strictly comply with manufacturer's installation instructions and recommendations. Prepare or rake the soil, spread the seed and apply CoverGrow. Recommend 36" drop spreader with a fixed rate plate. You may also spread by hand for spot or patch seeding. Do not exceed maximum slope length of 25 feet (7.6 m) when slope gradients are steeper than 4H to 1V.

Slope Gradient/Condition	Rate
Flat to 5H:1V Slopes	50 lb/1000 sq ft (22.7 kg/93 sq m)
5H:1V to 4H:1V Slopes	75 lb/1000 sq ft (34 kg/93 sq m)


PACKAGING

40-lb bags (18 kg)
48 bags per pallet

CoverGrow Mulching Granules give you
50 lbs. of coverage in a 40-lb. bag



Visit profilecovergrow.com
and watch a video of CoverGrow in action.



CoverGrow™ quickly and easily establishes vegetation no matter what your application method. It's the perfect solution for bare spots, dead patches, irregular shaped areas and roadside strips.



For technical information or distribution, please call 800-508-8681.
For customer service, call 800-366-1180.
For warranty information, visit profileproducts.com.
750 Lake Cook Road • Suite 440 • Buffalo Grove, IL 60089
www.profileproducts.com

© 2014 PROFILE Products LLC.
All rights reserved.



Profile and Seed Aide are registered trademarks of PROFILE Products LLC.
CoverGrow and Solutions for your Environment are trademarks of PROFILE Products LLC.